	<p>Belmont High School 'Strive for the Highest'</p> <p>www.bhs.vic.edu.au</p>	<h1>Anaphylaxis Policy</h1>	
<p>Policy Status: Final</p>	<p>Document Owner: Principal</p>	<p>Authorised by: Principal and Leadership Team</p>	
<p>Date of issue: 26/05/2026</p>	<p>Review Date: 26/05/2027</p>	<p>Version: 5</p>	

PURPOSE

To explain to Belmont High School parents, carers, staff, and students the processes and procedures in place to support students diagnosed as being at risk of suffering from anaphylaxis. This policy also ensures that Belmont High School is compliant with Ministerial Order 706 and the department's guidelines for anaphylaxis management.

SCOPE

This policy applies to:

- all staff, including casual relief staff, canteen operators and volunteers
- all students who have been diagnosed with anaphylaxis, or who may require emergency treatment for an anaphylactic reaction, and their parents and carers.

POLICY

School Statement

Belmont High School fully complies with Ministerial Order 706 and the associated guidelines published by the department.

Anaphylaxis

Anaphylaxis is a severe allergic reaction that occurs after exposure to an allergen. The most common allergens for school-aged children are nuts, eggs, cow's milk, fish, shellfish, wheat, soy, sesame, latex, certain insect stings and medication.


Symptoms

Signs and symptoms of a mild to moderate allergic reaction can include:

- swelling of the lips, face and eyes
- hives or welts
- tingling in the mouth.

Signs and symptoms of anaphylaxis, a severe allergic reaction, can include:

- difficult/noisy breathing
- swelling of tongue
- difficulty talking and/or hoarse voice
- wheeze or persistent cough
- persistent dizziness or collapse
- student appears pale or floppy
- abdominal pain and/or vomiting.

	<p>Belmont High School 'Strive for the Highest'</p> <p>www.bhs.vic.edu.au</p>	<h1>Anaphylaxis Policy</h1>	
<p>Policy Status: Final</p>	<p>Document Owner: Principal</p>	<p>Authorised by: Principal and Leadership Team</p>	
<p>Date of issue: 26/05/2026</p>	<p>Review Date: 26/05/2027</p>	<p>Version: 5</p>	

Symptoms usually develop within ten minutes and up to two hours after exposure to an allergen but can appear within a few minutes.

Treatment

Adrenaline given as an injection into the muscle of the outer mid-thigh or inhaled through the nose is the first aid treatment for anaphylaxis.

Individuals diagnosed as being at risk of anaphylaxis are prescribed an adrenaline device for use in an emergency. These adrenaline devices are designed so that anyone can use them in an emergency.

Individual Anaphylaxis Management Plans

All students at Belmont High School who are diagnosed by a medical practitioner as being at risk of suffering from an anaphylactic reaction must have an Individual Anaphylaxis Management Plan. When notified of an anaphylaxis diagnosis, the Principal of Belmont High School is responsible for developing a plan in consultation with the student's parents/carers.


Where necessary, an Individual Anaphylaxis Management Plan will be in place as soon as practicable after a student enrolls at Belmont High School and where possible, before the student's first day.

Parents and carers must:

- obtain an ASCIA Action Plan for Anaphylaxis (RED) from the student's medical practitioner and provide a copy to the school as soon as practicable
- immediately inform the school in writing if there is a relevant change in the student's medical condition and obtain an updated ASCIA Action Plan for Anaphylaxis
- provide an up-to-date photo of the student for the ASCIA Action Plan for Anaphylaxis when that Plan is provided to the school and each time it is updated
- provide the school with a current adrenaline device for the student that has not expired
- participate in annual reviews of the student's Individual Anaphylaxis Management Plan that is prepared by the school.

Each student's Individual Anaphylaxis Management Plan must include:

- information about the student's medical condition that relates to allergies and the potential for anaphylactic reaction, including the type of allergies the student has
- information about the signs or symptoms the student might exhibit in the event of an allergic reaction based on a written diagnosis from a medical practitioner
- strategies to minimise the risk of exposure to known allergens while the student is under the care or supervision of school staff, including in the school yard, at camps and excursions, or at special events conducted, organised or attended by the school
- the name of the person(s) responsible for implementing the risk minimisation strategies, which have been identified in the Individual Anaphylaxis Management Plan
- information about where the student's medication is stored
- the student's emergency contact details

	<p>Belmont High School 'Strive for the Highest' www.bhs.vic.edu.au</p>	<h1>Anaphylaxis Policy</h1>	
<p>Policy Status: Final</p>	<p>Document Owner: Principal</p>	<p>Authorised by: Principal and Leadership Team</p>	
<p>Date of issue: 26/05/2026</p>	<p>Review Date: 26/05/2027</p>	<p>Version: 5</p>	

- an up-to-date ASCIA Action Plan for Anaphylaxis completed by the student's medical practitioner.

Review and updates to Individual Anaphylaxis Management Plans

A student's Individual Anaphylaxis Management Plan is reviewed and updated on an annual basis in consultation with the student's parents/carers. The plan will also be reviewed and, where necessary, updated in the following circumstances:

- as soon as practicable after the student has an anaphylactic reaction at school
- if the student's medical condition, insofar as it relates to allergy and the potential for anaphylactic reaction, changes
- when the student is participating in an off-site activity, including camps and excursions, or at special events including fetes and concerts.

Our school may also consider updating a student's Individual Anaphylaxis Management Plan if there is an identified and significant increase in the student's potential risk of exposure to allergens at school.


Location of plans and adrenaline devices

- Adrenaline devices for general use are available at the Health Centre, gymnasium, food technology building, IT and library, and are labelled "general use".
- A copy of each student's Individual Anaphylaxis Management Plan will be stored with their ASCIA Action Plan for Anaphylaxis in the Health Centre, together with the student's adrenaline device. Adrenaline devices must be labelled with the student's name.
- A copy of each student's Individual Anaphylaxis Management Plan will be stored with their ASCIA Action Plan for Anaphylaxis in the Health Centre. Whilst some students keep their adrenaline device on their person, medication for those that do not will be stored and labelled with their name in the Health Centre, together with adrenaline devices for general use.
- All students who have known anaphylaxis will have an electronic copy of their most recent Anaphylaxis Management Plan pinned to their Student Compass profile.

Risk Minimisation Strategies

To reduce the risk of a student suffering from an anaphylactic reaction at Belmont High School, we have put in place the following strategies:

- Staff and students are regularly reminded to wash their hands after eating
- Students are discouraged from sharing food
- Garbage bins at school are to remain covered with lids to reduce the risk of attracting insects
- Gloves are worn or tongs used when picking up papers or rubbish in the yard
- School canteen staff and volunteers are trained in appropriate food handling to reduce the risk of cross-contamination

	<p>Belmont High School <i>'Strive for the Highest'</i></p> <p>www.bhs.vic.edu.au</p>	<h1>Anaphylaxis Policy</h1>	
<p>Policy Status: Final</p>	<p>Document Owner: Principal</p>	<p>Authorised by: Principal and Leadership Team</p>	
<p>Date of issue: 26/05/2026</p>	<p>Review Date: 26/05/2027</p>	<p>Version: 5</p>	

- Planning for off-site activities will include risk minimisation strategies for students at risk of anaphylaxis including supervision requirements, appropriate number of trained staff, emergency response procedures and other risk controls appropriate to the activity and students attending.
- Staff are notified of students with allergies and this information is updated and circulated via email throughout the year.

Adrenaline devices for general use

Belmont High School will maintain a supply of adrenaline devices for general use, as a back-up to those provided by parents and carers for specific students, and also for students who may suffer from a first time reaction at school.

There are currently 4 adrenaline devices approved by the Therapeutic Goods Administration for use in Australia: the EpiPen®, the Anapen®, Jext® and Neffy®. All devices can be used when provided by families for students, however, the principal or allocated staff member can only use EpiPen®, Anapen® or Jext® adrenaline autoinjector for general use. For more information about which autoinjector to purchase for general use, refer to [Adrenaline autoinjectors for general use](#).

Adrenaline devices for general use are stored at the Health Centre and labelled “general use”.

The First Aid Officer is responsible for arranging the purchase of adrenaline devices for general use, and will consider:

- the number of students enrolled at Belmont High School at risk of anaphylaxis
- the accessibility of adrenaline devices supplied by parents
- the availability of a sufficient supply of devices for general use in different locations at the school, as well as at camps, excursions and events
- the limited life span of adrenaline devices, and the need for general use adrenaline devices to be replaced when used or prior to expiry
- the weight of the students at risk of anaphylaxis to determine the correct dosage of adrenaline device/s to purchase.

Emergency Response

In the event of an anaphylactic reaction, the emergency response procedures in this policy must be followed, together with the school’s general first aid procedures, emergency response procedures and the student’s Individual Anaphylaxis Management Plan.

A complete and up-to-date list of students identified as being at risk of anaphylaxis is maintained by the First Aid Officer and stored in the Health Centre. For camps, excursions and special events, a designated staff member will be responsible for maintaining a list of students at risk of anaphylaxis attending the special event, together with their Individual Anaphylaxis Management Plans and adrenaline devices, where appropriate.

If a student experiences an anaphylactic reaction at school or during a school activity, school staff must:



Anaphylaxis Policy

Policy Status: Final	Document Owner: Principal	Authorised by: Principal and Leadership Team
Date of issue: 26/05/2026	Review Date: 26/05/2027	Version: 5

Step	Action
1.	<ul style="list-style-type: none">• Lay the person flat• Do not allow them to stand or walk• If breathing is difficult, allow them to sit with legs outstretched• Be calm and reassuring• Do not leave them alone• Seek assistance from another staff member or reliable student to locate the student's adrenaline device or the school's general use device, and the student's Individual Anaphylaxis Management Plan, stored at the Health Centre• If the student's plan is not immediately available, or they appear to be experiencing a first time reaction, continue steps 2 to 5 and refer to the ASCIA First Aid Plan for Anaphylaxis (Orange), stored with the school's adrenaline device for general use at (stored at the Health Centre) if immediately accessible.
2.	<p>Administer an EpiPen or EpiPen Jr</p> <ul style="list-style-type: none">• Remove from plastic container• Form a fist around the EpiPen and pull off the blue safety release (cap)• Hold leg still and place orange end against the student's outer mid-thigh (with or without clothing)• Push down hard until a click is heard or felt and hold in place for 3 seconds• Remove EpiPen• Note the time the EpiPen is administered• Retain the used EpiPen to be handed to ambulance paramedics along with the time of administration. <p>OR</p> <p>Administer an Anapen® 500</p> <ul style="list-style-type: none">• Pull off the black needle shield• Pull off grey safety cap (from the red button)• Place needle end firmly against the student's outer mid-thigh at 90 degrees (with or without clothing)• Press red button so it clicks and hold for 3 seconds• Remove Anapen®• Note the time the Anapen is administered• Retain the used Anapen to be handed to ambulance paramedics along with the time of administration. <p>OR</p> <p>Administer Jext 150 or 300</p> <ul style="list-style-type: none">• Form fist around Jext and pull off yellow cap• Place black injector tip against outer-mid thigh (with or without clothing)• Push black tip firmly until a click is heard and hold in place for 3 seconds.




Anaphylaxis Policy

Policy Status: Final	Document Owner: Principal	Authorised by: Principal and Leadership Team
Date of issue: 26/05/2026	Review Date: 26/05/2027	Version: 5

	<ul style="list-style-type: none">• Remove Jext• Note the time the Jext device is administered.• The used adrenaline device must be handed to the ambulance paramedics along with the time of administration <p>OR</p> <p>Administer Neffy® 1mg or 2mg</p> <ul style="list-style-type: none">• Hold the nasal spray with your thumb on the bottom of the plunger and a finger on either side of the nozzle.• Do not pull or push on the plunger. Do not test or prime (pre-spray). Each Neffy nasal spray contains only one spray.• Place the nozzle of the nasal spray into a nostril until fingers touch the nose.• For smaller nostrils, aim for the fingers to touch the nose.• Keep the nozzle pointed towards the forehead. Do not angle the nozzle of the nasal spray to the inner or outer walls of the nose.• Press the plunger up firmly until the dose is administered and it sprays into the nostril.• Note the time the Neffy device is administered.• The used adrenaline device must be handed to the ambulance paramedics along with the time of administration
3.	Call an ambulance (000)
4.	If there is no improvement or severe symptoms progress (as described in the ASCIA Action Plan for Anaphylaxis (RED)), further adrenaline doses may be administered every five minutes, if other adrenaline autoinjectors are available.
5.	Contact the student's emergency contacts.
6.	The principal or a staff member allocated to do so must contact the Incident Support and Operations Centre (ISOC) on 1800 126 126 to report 'High' or Extreme' severity incidents to report the incident. Incidents assessed as 'Low' or 'Medium' can be reported directly into EduSafe Plus by the principal or their allocated staff member.

If a student appears to be having a severe allergic reaction but has not been previously diagnosed with an allergy or being at risk of anaphylaxis, school staff should follow steps 2 – 5 as above.

 <p>Belmont High School 'Strive for the Highest' www.bhs.vic.edu.au</p>	<h1>Anaphylaxis Policy</h1>	
<p>Policy Status: Final</p>	<p>Document Owner: Principal</p>	<p>Authorised by: Principal and Leadership Team</p>
<p>Date of issue: 26/05/2026</p>	<p>Review Date: 26/05/2027</p>	<p>Version: 5</p>

For first time anaphylactic reactions, the school's general use adrenaline autoinjector device must be used. If the general use device is not immediately available in an anaphylaxis emergency, staff may use another student's adrenaline device, including the Epipen®, Anapen®, Jext® or Neffy® device. This may save a life. If another student's adrenaline device is used in an anaphylaxis emergency, the school must notify the parents of the student whose device was used and immediately replace the device.

Where possible, schools should consider using the correctly dosed adrenaline device depending on the weight of the student. However, in an emergency if there is no other option available, any device should be administered to the student.

Communication Plan

This policy will be available on Belmont High School's website so that parents and other members of the school community can easily access information about Belmont High School's anaphylaxis management procedures. The parents and carers of students who are enrolled at Belmont High School and are identified as being at risk of anaphylaxis will also be provided with a copy of this policy.

The Principal is responsible for ensuring that all relevant staff, including casual relief staff, canteen staff and volunteers are aware of this policy and Belmont High School's procedures for anaphylaxis management. Casual relief staff and volunteers who are responsible for the care and/or supervision of students who are identified as being at risk of anaphylaxis will also receive a verbal briefing on this policy, their role in responding to an anaphylactic reaction and where required, the identity of students at risk. New and returning staff induction includes information on Anaphylaxis policy and Adrenaline device locations, as well as twice yearly staff briefings on anaphylaxis.

The Principal is also responsible for ensuring relevant staff are trained and briefed in anaphylaxis management, consistent with the Department's [Anaphylaxis Guidelines](#).

Staff Training

The Principal will ensure that the following school staff are appropriately trained in anaphylaxis management:


- Principal has determined that all staff will be eligible to receive training.

Staff who are required to undertake training must have completed:

- an approved face-to-face anaphylaxis management training course in the last three years, or
- an approved online anaphylaxis management training course in the last two years.

Belmont High School uses the following training course: ASCIA eTraining course (with 22579VIC, or 22578VIC or 10710 NAT).

Staff are also required to attend a briefing on anaphylaxis management and this policy at least twice per year (with the first briefing to be held at the beginning of the school year), facilitated by a staff member who has successfully completed an anaphylaxis management course within the last 2 years including First Aid Officer or School Anaphylaxis Supervisor. Each briefing will address:

	<p>Belmont High School <i>'Strive for the Highest'</i></p> <p>www.bhs.vic.edu.au</p>	<h1>Anaphylaxis Policy</h1>	
<p>Policy Status: Final</p>	<p>Document Owner: Principal</p>	<p>Authorised by: Principal and Leadership Team</p>	
<p>Date of issue: 26/05/2026</p>	<p>Review Date: 26/05/2027</p>	<p>Version: 5</p>	

- the school's anaphylaxis management policy
- the causes, symptoms and treatment of anaphylaxis
- the identities of students diagnosed as being at risk of anaphylaxis, their allergens and the location of their Individual Anaphylaxis Management Plans and their medication/s
- discussion on staff anaphylaxis training and renewal
- how to use an adrenaline device, including hands-on practice with a trainer adrenaline device (which does not contain adrenaline)
- the school's general first aid and emergency procedures
- the location of adrenaline devices prescribed for individual students that have been purchased by their family
- the location of adrenaline devices that the school has purchased for general use
- how to access on-going support and training.

When a new student enrolls at Belmont High School who is at risk of anaphylaxis, the Principal or First Aid Officer will develop an interim plan in consultation with the student's parents and ensure that appropriate staff are trained and briefed as soon as possible.

A record of staff training courses and briefings will be maintained. This will include minutes taken at staff meetings, indicating the Anaphylaxis presentation that takes place bi-annually. The Business Manager and First Aid Office maintain a record of staff training and qualified staff are recorded in the Emergency Management Plan.

The Principal will ensure that while students at risk of anaphylaxis are under the care or supervision of the school outside of normal class activities, including in the school yard, at camps and excursions, or at special event days, there is a sufficient number of school staff present who have been trained in anaphylaxis management.


COMMUNICATION

This policy will be communicated to our school community in the following ways:

- Available publicly on our school's website
- Included in staff induction processes and staff training
- Discussed at staff briefings/meetings as required

FURTHER INFORMATION AND RESOURCES

- The Department's Policy and Advisory Library (PAL):
- [Anaphylaxis](#)
- [Allergy & Anaphylaxis Australia](#)
- ASCIA Guidelines: [Schooling and childcare](#)
- [Hero HQ Anaphylaxis Management Training](#)

	<p>Belmont High School 'Strive for the Highest'</p> <p>www.bhs.vic.edu.au</p>	<h1>Anaphylaxis Policy</h1>	
<p>Policy Status: Final</p>	<p>Document Owner: Principal</p>	<p>Authorised by: Principal and Leadership Team</p>	
<p>Date of issue: 26/05/2026</p>	<p>Review Date: 26/05/2027</p>	<p>Version: 5</p>	

- https://allergyfacts.org.au/_interest/anaphylaxis/
- Royal Children’s Hospital: [Allergy and immunology](#)
- Belmont High School policies:
 - [Administration of Medication Policy](#)
 - [First Aid Policy](#)
 - [Health Care Needs Policy](#)

POLICY REVIEW AND APPROVAL

The Principal will complete the Department’s Annual Risk Management Checklist for anaphylaxis management to assist with the evaluation and review of this policy and the support provided to students at risk of anaphylaxis.

Policy last reviewed	26/05/2026
Approved by	Principal – Joshua Baker
Next scheduled review date	26/05/2027 – noting that the recommended minimum review cycle for this policy is 1 year